

METAL CUTTING BANDSAW BLADES



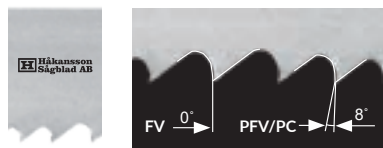
M42 BI-METAL

M42



ALLPOWER™

POWERMAX™



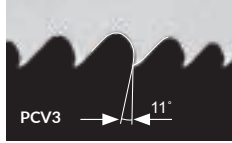
	3	4	6	2/3	3/4	4/6	5/8	6/10	8/12	10/14
6 x 0.6			○							○
6 x 0.9										○
10 x 0.6			○							○
10 x 0.9	●	○								●
12 x 0.6	○	○	●					●	●	●
12 x 0.9	○	○	●							●
19 x 0.9	●	○				●	●	●	●	●
27 x 0.9				●	●	●	●	●	●	●
34 x 1.1				●	●	●	●	●	●	
41 x 1.3				●	●	●	●	●		
54 x 1.3				○	○					
54 x 1.6				●	●	●	●			
67 x 1.6				●	●	●				

	1.3/2	2/3	3/4	4/6	5/7	8/11
27 x 0.9			●	●	●	●
34 x 1.1		●	●	●	●	○
41 x 1.3	○	○	●	●	○	
54 x 1.6	●	●	●	●		
67 x 1.6		○	●			

M42
AR
3, 4, 6: PC (8°); 2/3, 3/4, 4/6 5/8. : PFV
10/14 — 6/10, 8/12 (0°). : FV

AR : PXV

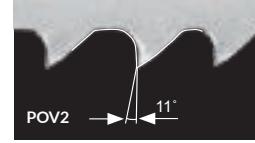
COMMANDER™



	()		
	2/3	3/4	4/6
27 x 0.9	●	●	●
34 x 1.1	●	●	●
41 x 1.3	●	●	○
54 x 1.6	●	●	○

AR
: PCV III

OPTIMIZER™



	()		
	1.25	0.8/1.3	1.3/2
34 x 1.1	●		
41 x 1.3	○		●
54 x 1.6	○		●
67 x 1.6	●	●	○

: POV II

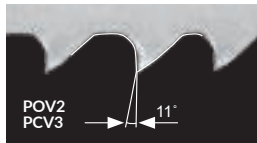
M51 BI-METAL

M51

M51.



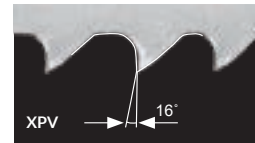
PERFORMER™



	()				
	0.8/1.3	1.3/2	2/3	3/4	4/6
27 x 0.9			○	●	●
34 x 1.1			●	●	●
41 x 1.3		●	●	●	○
54 x 1.6	○	●	●		
67 x 1.6	○	●	○		
80 x 1.6	●	○			

M51
AR
: POVII, PCVIII

PERFORMER X™



	()		
	0.8/1.3	1.1/1.6	1.3/2
41 x 1.3		●	●
54 x 1.6	●	●	●
67 x 1.6	●	●	●
80 x 1.6	●	●	●

16°
M51
AR
: XPV

CT CARBIDE

RAPID CT10



()

	0.8/1.2	1.1/1.6	1.5/2	2/3	3/4
27 x 0.9					●
34 x 1.1				●	●
41 x 1.3			●	●	●
54 x 1.6			●	●	
67 x 1.6		●	●		
80 x 1.6	●	●			

RAPID CT30



()

	2	3	0.8/1.2	1.1/1.6	1.5/2	2/3
19 x 0.9		●				
27 x 0.9		●				●
34 x 1.1	●	●			●	

RAPID CT20



()

	0.8/1.2	1.1/1.6	1.5/2	2/3
34 x 1.1				●
41 x 1.3			●	●
54 x 1.6			●	●
67 x 1.6	●	●	●	
80 x 1.6	●	●		

RAPID CT40



()

	0.8/1.2	1.1/1.6	1.5/2	2/3	3/4
27 x 0.9					●
34 x 1.1					●
41 x 1.3				●	●

50 60 HRc

